

Asset Management

This document contains key information you should know about the Investor T Series and the Premium T Series of the HSBC U.S. Dollar Monthly Income Fund (the "Fund"). You can find more details in the Fund's simplified prospectus. Ask your representative for a copy, contact HSBC Global Asset Management (Canada) Limited at 1-888-390-3333 and asset.management@hsbc.ca or visit assetmanagement.hsbc.ca.

Before you invest in any fund, you should consider how it would work with your other investments and your tolerance for risk.

Units of the Fund are only available in U.S. dollars. This series is not available for registered plans with the Principal Distributor.

Quick facts

Fund codes	Investor T Series HKB20523 Premium T Series HKB27523	Fund manager	HSBC Global Asset Management (Canada) Limited
Date series started	Investor T Series August 09, 2019 Premium T Series August 09, 2019	Portfolio managers	HSBC Global Asset Management (USA) Inc. Federated Investment Counseling
Total value of the Fund on April 30, 2022	\$825.3 million	Distributions	Monthly, at month end and in December near month end; target annualized distribution rate of 4.5%, consisting of income, net realized capital gains and/or return of capital
Management expense ratio (MER)	Investor T Series*: 1.74%	Minimum investment	Investor T Series**: US\$500 initial, US\$50 additional

This document pertains to the Investor Series units and the Premium Series units of the Fund. See under "How much does it cost?" for information about the Automatic Switch Program.

* Please see "Fund expenses" for further details about the MERs applicable to each series.

** Please see the fee decrease table under "Fund expenses" for the minimum investment amounts applicable to each series.

What does this Fund invest in?

The Fund invests primarily in government and corporate bonds, mortgages, high-dividend paying common and preferred shares, income trust units and other high-yielding securities, as well as money market instruments denominated in U.S. dollars. When investing in fixed income securities, the Fund will invest primarily in investment grade securities, and when investing in common shares the Fund will invest primarily in securities that will generally have a higher yield than the overall market.

The charts below give you a snapshot of the Fund's investments on April 30, 2022. The Fund's investments will change.


Top 10 investments on April 30, 2022

1. United States Treasury Notes, 1.25%, 12/31/2026	1.84%
2. Philip Morris International Inc.	1.57%
3. British American Tobacco PLC	1.45%
4. The Southern Company	1.40%
5. Gilead Sciences Inc.	1.36%
6. Exxon Mobil Corporation	1.35%
7. TotalEnergies SE	1.31%
8. Enbridge Inc.	1.30%
9. Societe Generale SA, 1.32%, 01/21/2026	1.29%
10. Merck & Company Inc.	1.26%

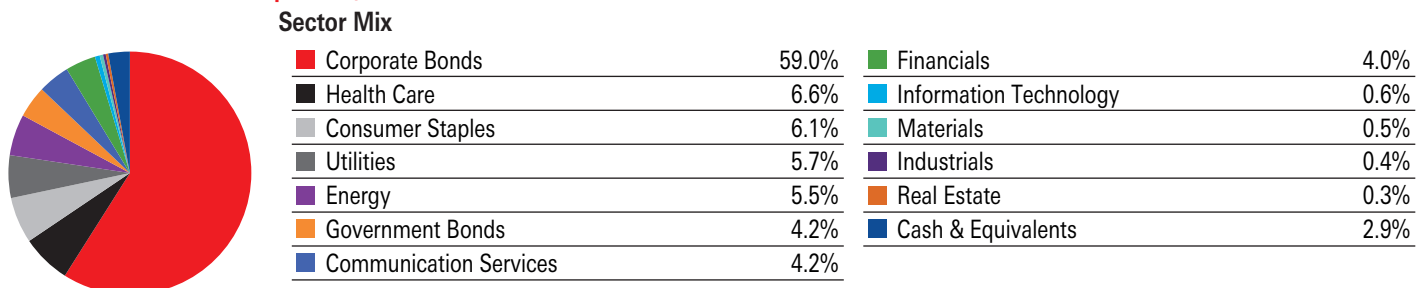
Total percentage of top 10 investments 14.13%

Total number of investments 210

Investment mix on April 30, 2022



Investment mix on April 30, 2022



How risky is it?

The value of the Fund can go down as well as up. You could lose money.

One way to gauge risk is to look at how much the Fund's returns change over time. This is called "volatility".

In general, funds with higher volatility will have returns that change more over time. They typically have a greater chance of losing money and may have a greater chance of higher returns. Funds with lower volatility tend to have returns that change less over time. They typically have lower returns and may have a lower chance of losing money.

Risk rating

HSBC Global Asset Management (Canada) Limited has rated the volatility of this Fund as **low to medium**. This rating is based on how much the Fund's returns have changed from year to year. It doesn't tell you how volatile the Fund will be in the future. The rating can change over time. A fund with a low risk rating can still lose money.

low	low to medium	medium	medium to high	high
-----	----------------------	--------	----------------	------

For more information about the risk rating and specific risks that can affect the Fund's returns, see the **What is a mutual fund and what are the risks of investing in a mutual fund?** section of the Fund's simplified prospectus.

No guarantees

Like most mutual funds, this Fund doesn't have any guarantees. You may not get back the amount of money you invest.


How has the Fund performed?

This section tells you how the Investor T Series units of the Fund have performed over the past 2 years. Returns are after expenses have been deducted. These expenses reduce the Fund's return.

The performance of the Premium T Series units of the Fund would be similar to the performance of the Investor T Series units of the Fund, but would vary mainly as a result of the difference in the management fees compared to Investor T Series of the Fund, as disclosed in the fee decrease table under "Fund expenses" below.

Year-by-year returns

This chart shows how the Investor T Series units of the Fund performed in each of the past 2 calendar years. The Fund did not drop in value in the past 2 years. The range of returns and change from year to year can help you assess how risky the Fund has been in the past. It does not tell you how the Fund will perform in the future.



Best and worst 3-month returns

This table shows the best and worst returns for the Investor T Series units of the Fund in a 3-month period over the past 2 years. The best and worst 3-month returns could be higher or lower in the future. Consider how much of a loss you could afford to take in a short period of time.

	Return	3 months ending	If you invested \$1,000 at the beginning of the period
Best return	6.5%	June 30, 2020	Your investment would rise to \$1065.
Worst return	-9.4%	March 31, 2020	Your investment would drop to \$906.

Average return

A person who invested \$1,000 in the Investor T Series units of the Fund since its inception would have \$1028 on April 30, 2022. This works out to an annual compound return of 1.1% a year.

HSBC U.S. Dollar Monthly Income Fund – Investor T Series and Premium T Series

Who is this Fund for?

This Fund might be suitable for investors who:

- have U.S. dollars to invest
- want to earn reasonably consistent levels of monthly income in U.S. dollars
- seek higher total returns with some preservation of their U.S. dollar capital over the medium to long term
- have a medium investment time horizon
- have a low to medium tolerance for risk

! It is not suitable for investors with a low tolerance for risk or a short investment time horizon.

A word about tax

In general, you pay tax on your share of the Fund's taxable earnings and capital gains you realize from redeeming your investment. The amount of tax depends on the tax rates that apply to you, and the type of earnings realized by the Fund (e.g. interest, dividends, capital gains, etc.) and whether or not you hold your investment within a registered plan, such as a Registered Retirement Savings Plan or Tax Free Savings Account. Keep in mind that if you hold your investment outside of a registered plan, you will receive a tax slip that shows your share of the Fund's earnings. You must report your share of the taxable earnings in your taxable income, whether you receive them in cash or have them reinvested.

Any tax slips you receive will show the amounts in Canadian dollars. In addition, you must calculate your taxable capital gains realized on redemption. When you redeem units of a U.S. dollar denominated Fund or series, the book cost of purchases and proceeds are also reported in Canadian dollars and may result in reported capital gains or losses from a change in the value of the Fund units and a change in the value of the U.S. dollar relative to the Canadian dollar.

How much does it cost?

The following tables show the fees and expenses you could pay to buy, own and sell units of the Investor T Series and the Premium T Series of the Fund. The fees and expenses — including any commissions — can vary among the series of the fund and among funds. Higher commissions can influence representatives to recommend one investment over another. Ask about other funds and investments that may be suitable for you at a lower cost.

As part of the Automatic Switch Program ("Program"), we will automatically switch your Investor T Series units into the Premium T Series units of the same Fund, which have lower management fees as disclosed in the fee decrease table under the sub-heading "Fund Expenses", if you meet the eligibility requirement of US\$100,000 minimum investment amount held in your account. If you no longer meet the requirements to be eligible for the Premium T Series units, we may automatically switch your units into the Investor T Series units. For more information on the Program, see "Purchases, Switches and Redemptions" in the Fund's simplified prospectus and speak to your representative.

1. Sales charges

No sales charges apply to the Investor T Series units and Premium T Series units of the Fund.

2. Fund expenses

You don't pay these expenses directly. They affect you because they reduce the Fund's return.

The Investor T Series units have higher management fees than the Premium T Series units. As of December 31, 2021, the Fund's expenses were as follows:

	Annual rate (as a % of the Fund's value)	
	Investor T Series	Premium T Series
Management expense ratio (MER) This is the total of the Fund's management fee (including the trailing commission) and operating expenses. HSBC Global Asset Management (Canada) Limited waived some of the Fund's expenses. If it had not done so, the MER would have been higher.	1.74%	1.40%
Trading expense ratio (TER) These are the Fund's trading costs.	0.03%	0.03%
Fund expenses	1.77%	1.43%
For every \$1,000 invested, this equals:	\$17.70	\$14.30

The table below sets out the management fee decrease from Investor T Series to Premium T Series.

Investment	Series	Management fee decrease (from Investor T Series)(%)
Up to \$99,999	Investor T	n/a
\$100,000 and above	Premium T	0.30%

HSBC U.S. Dollar Monthly Income Fund – Investor T Series and Premium T Series

3. More about the trailing commission

The trailing commission is an ongoing commission. It is paid for as long as you own the Fund. It is for the services and/or advice that your representative and their firm provide to you.

HSBC Global Asset Management (Canada) Limited pays the trailing commission to your representative's firm. It is paid from the Fund's management fee and is based on the value of your investment.

Amount of trailing commission		
Series	in percent (%)	in dollars (\$)
Investor T Series	0% to 0.50% of the value of your investment each year	\$0 to \$5.00 each year for every \$1,000 invested
Premium T Series	0% to 0.25% of the value of your investment each year	\$0 to \$2.50 each year for every \$1,000 invested

4. Other fees

You may have to pay other fees when you buy, hold, sell or switch units of the Fund.

Fee	What you pay
Short-term trading fee	The Fund may charge you up to 2% of the value of the units of a Fund when you switch or sell your units within 30 days of the date you purchased those units. For the purposes of determining whether the fee applies, we will consider the units that were held the longest to be the securities which are redeemed first.
Switch fee	Your representative may charge you up to 2% of the value of units you purchase when you switch your units to another fund, or to another series of the same Fund.

What if I change my mind?

Under securities law in some provinces and territories, you have the right to:

- withdraw from an agreement to buy mutual fund units within two business days after you receive a simplified prospectus or Fund Facts document, or
- cancel your purchase within 48 hours after you receive confirmation of the purchase.

In some provinces and territories, you also have the right to cancel a purchase, or in some jurisdictions, claim damages, if the simplified prospectus, annual information form, Fund Facts document or financial statements contain a misrepresentation. You must act within the time limit set by the securities law in your province or territory. For more information, see the securities law of your province or territory or ask a lawyer.

For more information

Contact HSBC Global Asset Management (Canada) Limited or your representative for a copy of the Fund's simplified prospectus and other disclosure documents. These documents and the Fund Facts make up the Fund's legal documents.

HSBC Global Asset Management (Canada) Limited
 885 West Georgia Street, 3rd Floor
 Vancouver, BC V6C 3E8
 Toll-free: 1-888-390-3333
 Email: asset.management@hsbc.ca
assetmanagement.hsbc.ca

To learn more about investing in mutual funds, see the brochure **Understanding mutual funds**, which is available on the website of the Canadian Securities Administrators at securities-administrators.ca.