

This document contains key information you should know about the Manager Series of the HSBC Emerging Markets Fund (the "Fund"). You can find more details in the Fund's simplified prospectus. Ask your representative for a copy, contact HSBC Global Asset Management (Canada) Limited at 1-888-390-3333 and asset.management@hsbc.ca or visit assetmanagement.hsbc.ca.

Before you invest in any fund, you should consider how it would work with your other investments and your tolerance for risk.

As of December 6, 2021, the Manager Series units are no longer available for purchase by new investors. Existing unitholders who hold Manager Series units on December 6, 2021 can continue to invest in the Manager Series units of the same Fund after December 6, 2021.

Quick facts

Fund code	HKB2502	Fund manager	HSBC Global Asset Management (Canada) Limited
Date series started	September 27, 2007	Portfolio manager	HSBC Global Asset Management (UK) Ltd.
Total value of the Fund on April 30, 2022	\$33.6 million	Distributions	Income: annually, in December near month end Capital gains: annually, in December near month end
Management expense ratio (MER)	N/A	Minimum investment	\$500 initial, \$50 additional

* MER is not available because the Manager Series of the Fund has no unitholders.

What does this Fund invest in?

The Fund invests primarily in equities and equity-related securities of well established, publicly traded companies whose main operations are located in emerging markets. This includes securities of companies domiciled or listed on stock exchanges in developed countries but which have a significant business or investment link with an emerging country. To maintain a diversified portfolio of holdings, the Fund invests in companies from a broad range of industries through common shares, preferred shares, rights, warrants, American depository receipts, and global depository receipts.

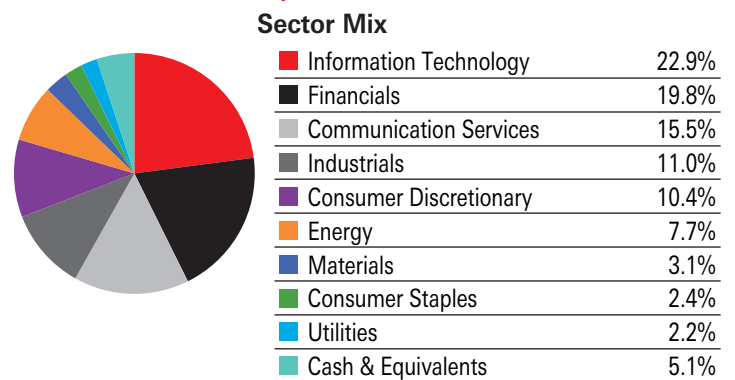
The charts below give you a snapshot of the Fund's investments on April 30, 2022. The Fund's investments will change.

Top 10 investments on April 30, 2022

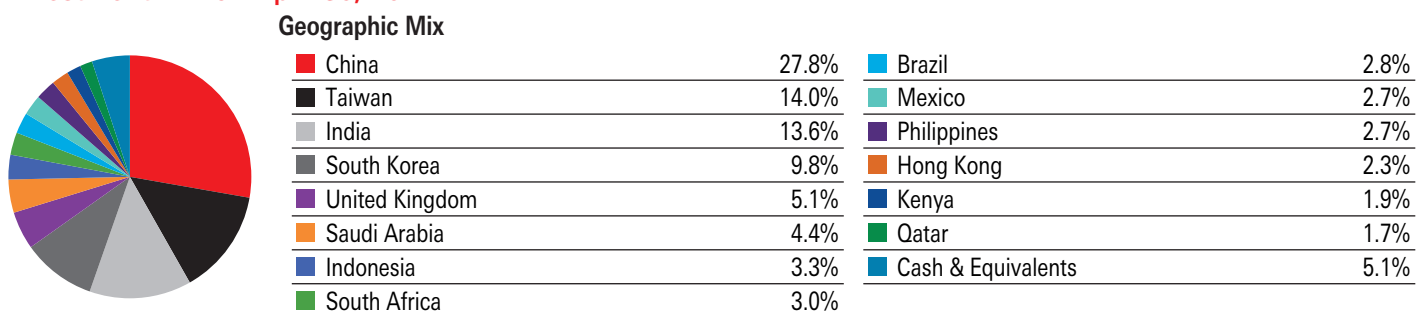
1. Taiwan Semiconductor Manufacturing Company Limited	7.76%
2. Samsung Electronics Company Limited	5.61%
3. Reliance Industries Limited	5.24%
4. Saudi Tadawul Group Holding Company	4.42%
5. Tencent Holdings Limited	4.01%
6. Alibaba Group Holding Limited	3.89%
7. PT Bank Rakyat Indonesia (Persero) Tbk	3.28%
8. Bandhan Bank Limited	3.20%
9. Anglo American PLC	3.12%
10. MTN Group Limited	2.98%
Total percentage of top 10 investments	43.51%

Total number of investments	39
------------------------------------	-----------

Investment mix on April 30, 2022



Investment mix on April 30, 2022



How risky is it?

The value of the Fund can go down as well as up. You could lose money.

One way to gauge risk is to look at how much the Fund’s returns change over time. This is called “volatility”.

In general, funds with higher volatility will have returns that change more over time. They typically have a greater chance of losing money and may have a greater chance of higher returns. Funds with lower volatility tend to have returns that change less over time. They typically have lower returns and may have a lower chance of losing money.

Risk rating

HSBC Global Asset Management (Canada) Limited has rated the volatility of this Fund as **medium to high**.

This rating is based on how much the Fund’s returns have changed from year to year. It doesn’t tell you how volatile the Fund will be in the future. The rating can change over time. A fund with a low risk rating can still lose money.



For more information about the risk rating and specific risks that can affect the Fund’s returns, see the **What is a mutual fund and what are the risks of investing in a mutual fund?** section of the Fund’s simplified prospectus.

No guarantees


Like most mutual funds, this Fund doesn’t have any guarantees. You may not get back the amount of money you invest.

How has the Fund performed?

This section tells you how the Manager Series units of the Fund have performed over the past 10 years. Returns are after expenses have been deducted. These expenses reduce the Fund’s returns.

Year-by-year returns

This chart shows how the Manager Series units of the Fund performed in each of the past 10 calendar years. The Fund did not drop in value in the past 10 years. The range of returns and change from year to year can help you assess how risky the Fund has been in the past. It does not tell you how the Fund will perform in the future.



* No performance information is included for this year because Manager Series units of the Fund were not outstanding for the full calendar year due to redemptions by investors.

Best and worst 3-month returns

This table shows the best and worst returns for the Manager Series units of the Fund in a 3-month period over the past 10 years. The best and worst 3-month returns could be higher or lower in the future. Consider how much of a loss you could afford to take in a short period of time.

	Return	3 months ending	If you invested \$1,000 at the beginning of the period
Best return	11.6%	November 30, 2012	Your investment would rise to \$1116.
Worst return	-9.8%	June 30, 2013	Your investment would drop to \$902.

Average return

As of the date of this Fund Facts document, the Fund has no Manager Series units issued. Therefore, the average annual return information is not available for this series of the Fund.

Who is this Fund for?

This Fund might be suitable for investors who:

- want to achieve long-term capital growth
- have a long-term investment time horizon
- have a medium to high tolerance for risk

! It is not suitable for investors with a low, low to medium or medium tolerance for risk or a short or medium investment time horizon.

A word about tax

In general, you pay tax on your share of the Fund’s taxable earnings and capital gains you realize from redeeming your investment. The amount of tax depends on the tax rates that apply to you, and the type of earnings realized by the Fund (e.g. interest, dividends, capital gains, etc.) and whether or not you hold your investment within a registered plan, such as a Registered Retirement Savings Plan or Tax Free Savings Account. Keep in mind that if you hold your investment outside of a registered plan, you will receive a tax slip that shows your share of the Fund’s earnings. You must report your share of the taxable earnings in your taxable income, whether you receive them in cash or have them reinvested.

Any tax slips you receive will show the amounts in Canadian dollars. In addition, you must calculate your taxable capital gains realized on redemption. When you redeem units of a U.S. dollar denominated Fund or series, the book cost of purchases and proceeds are also reported in Canadian dollars and may result in reported capital gains or losses from a change in the value of the Fund units and a change in the value of the U.S. dollar relative to the Canadian dollar.

How much does it cost?

The following tables show the fees and expenses you could pay to buy, own and sell units of the Manager Series of the Fund. The fees and expenses — including any commissions — can vary among the series of the Fund and among funds. Higher commissions can influence representatives to recommend one investment over another. Ask about other funds and investments that may be suitable for you at a lower cost.

The Fund has different series. The fees and expenses are different for each series. You should ask about other series that may be suitable for you.

1. Sales charges

No sales charges apply to the Manager Series units of the Fund.

2. Fund expenses

You don’t pay these expenses directly. They affect you because they reduce the Fund’s return.

The Fund’s expenses are made up of the management fee, operating expenses and trading costs. The Fund’s annual management fee is 1.125% of the Fund’s value. Because the Manager Series of the Fund has no unitholders, its operating expenses and trading costs are not yet available.

3. More about the trailing commission

HSBC Global Asset Management (Canada) Limited does not pay your representative a trailing commission for the Manager Series units you own of the Fund.

4. Other fees

You may have to pay other fees when you buy, hold, sell or switch units of the Fund.

Fee	What you pay
Short-term trading fee	The Fund may charge you up to 2% of the value of the units of a Fund when you switch or sell your units within 30 days of the date you purchased those units. For the purposes of determining whether the fee applies, we will consider the units that were held the longest to be the securities which are redeemed first.
Switch fee	Your representative may charge you up to 2% of the value of units you purchase when you switch your units to another fund, or to another series of the same Fund.
Fee-for-service	The Manager Series units of the Fund are available to investors who are enrolled in a “fee-for-service” program where you pay your representative directly an annual asset-based fee for investment advice.

What if I change my mind?

Under securities law in some provinces and territories, you have the right to:

- withdraw from an agreement to buy mutual fund units within two business days after you receive a simplified prospectus or Fund Facts document, or
- cancel your purchase within 48 hours after you receive confirmation of the purchase.

In some provinces and territories, you also have the right to cancel a purchase, or in some jurisdictions, claim damages, if the simplified prospectus, annual information form, Fund Facts document or financial statements contain a misrepresentation. You must act within the time limit set by the securities law in your province or territory. For more information, see the securities law of your province or territory or ask a lawyer.

For more information

Contact HSBC Global Asset Management (Canada) Limited or your representative for a copy of the Fund's simplified prospectus and other disclosure documents. These documents and the Fund Facts make up the Fund's legal documents.

HSBC Global Asset Management (Canada) Limited
885 West Georgia Street, 3rd Floor
Vancouver, BC V6C 3E8
Toll-free: 1-888-390-3333
Email: asset.management@hsbc.ca
assetmanagement.hsbc.ca

To learn more about investing in mutual funds, see the brochure **Understanding mutual funds**, which is available on the website of the Canadian Securities Administrators at securities-administrators.ca.